



REGIONE SICILIANA
ISTITUTO REGIONALE DELLA VITE E DEL VINO

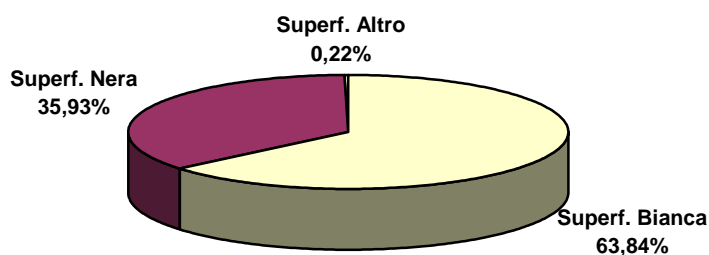
THE SICILIAN VITICULTURE IN NUMBERS

**Area under vine 112.725 hectares, more than
19.000 hectares in portfolio**

(updating at February 2011 Regional Agriculture and Forest
Department U.O 30)

White grapes area: 71.967 hectares (63,8%)

Black grapes area: 40.508 hectares (35,9%)



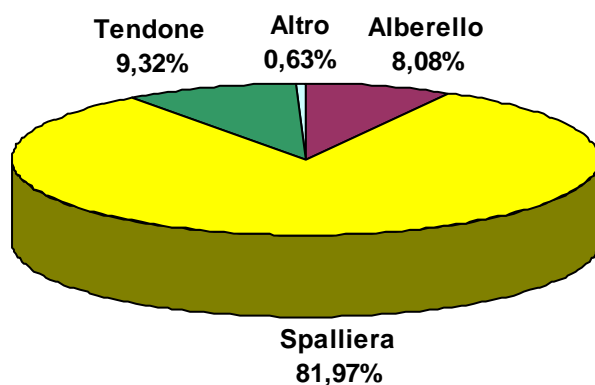
Tot. White grapes area- Tot Black grapes area –
Other areas

Provided by IRVV based on Ass.Reg. Risorse Agricole e
Alimentari U.O. 30 –Interventi OCM vitivinicola

Growing system: head-trained 9.111 hectares (8,1 %)

High-trained 92.404 hectares (82,0 %)

Arbour-trained 10.503 hectares (9,3 %)

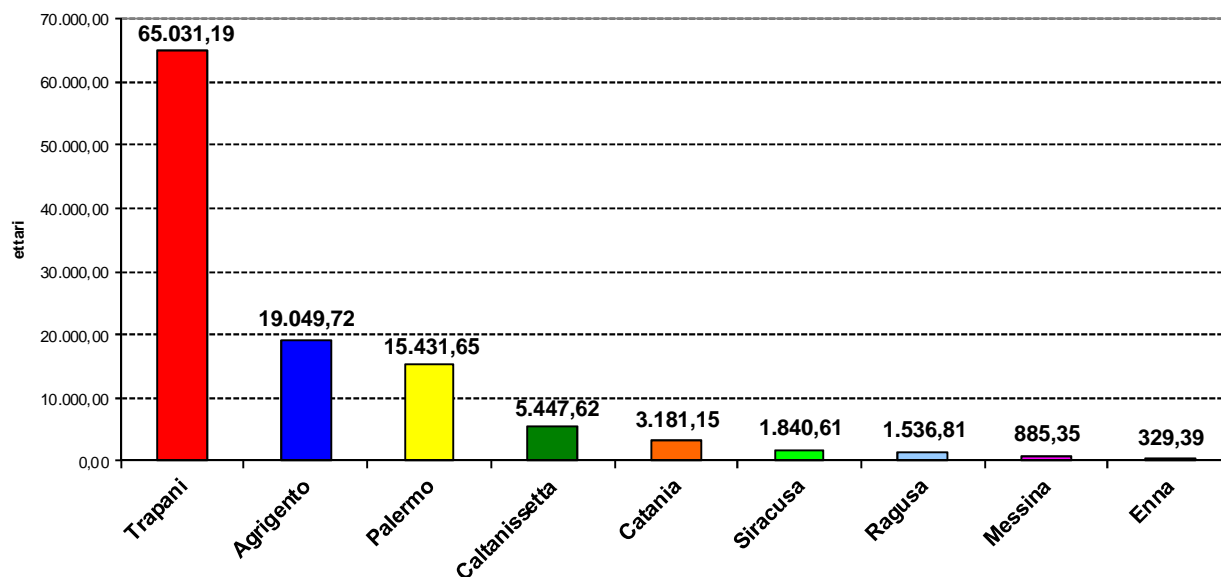


*Provided by IRVV based /Ass. Reg. Risorse Agricole e alimentari
U.O. 30-Interventi OCM vitivinicola*

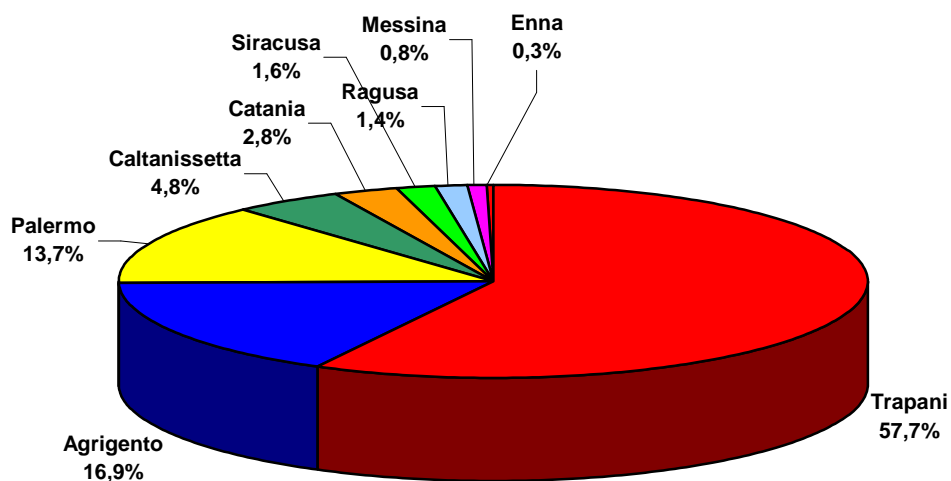
Area under vine per province:

	2011	
	ettari	quota
Trapani	65.031,19	57,69%
Agrigento	19.049,72	16,90%
Palermo	15.431,65	13,69%
Caltanissetta	5.447,62	4,83%
Catania	3.181,15	2,82%
Siracusa	1.840,61	1,63%
Ragusa	1.536,81	1,36%
Messina	885,35	0,79%
Enna	329,39	0,29%
Totale	112.733,49	100,00%

-Grape wine area in the Sicilian province in 2011 (hectares)



- Distribution of grape wine per province in Sicily in 2011



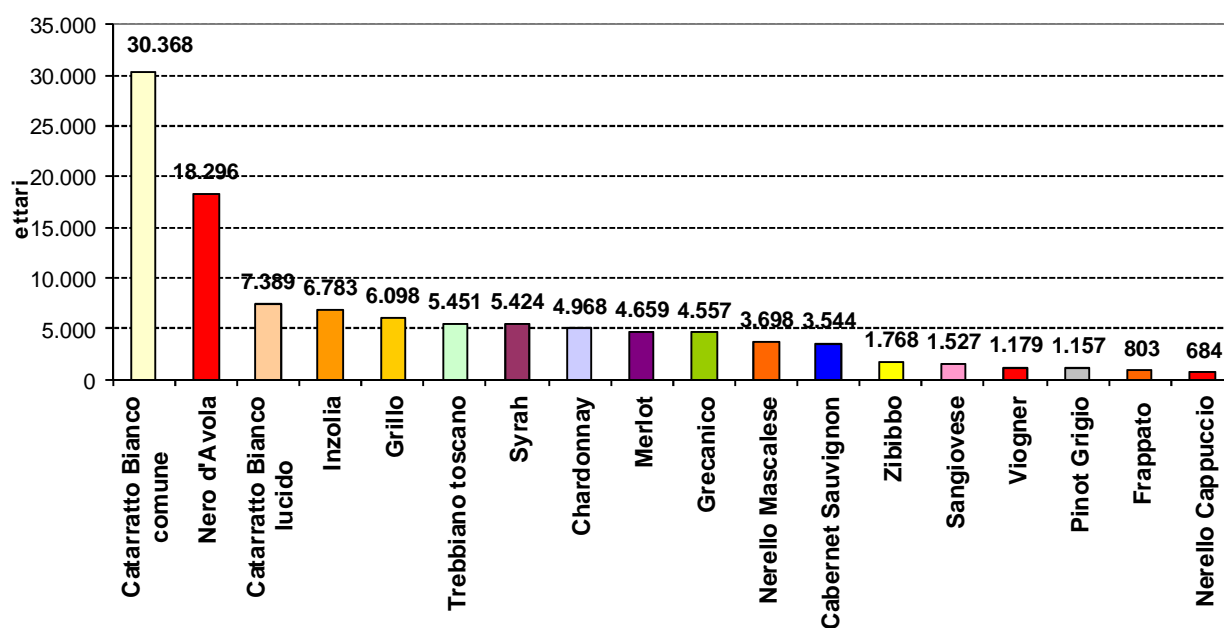
-Main “cultivar” of grape wine in Sicily:

Varietà	2011	
	ettari	quota (%)
Catarratto Bianco comune	30.368	26,94%
Nero d'Avola	18.296	16,23%
Catarratto Bianco lucido	7.389	6,55%
Inzolia	6.783	6,02%
Grillo	6.098	5,41%
Trebbiano toscano	5.451	4,84%
Syrah	5.424	4,81%
Chardonnay	4.968	4,41%
Merlot	4.659	4,13%
Grecanico	4.557	4,04%
Nerello Mascalese	3.698	3,28%
Cabernet Sauvignon	3.544	3,14%
Zibibbo	1.768	1,57%
Sangiovese	1.527	1,35%
Viogner	1.179	1,05%
Pinot Grigio	1.157	1,03%
Frappato	803	0,71%
Nerello Cappuccio	684	0,61%
Perricone	334	0,30%
Sauvignon	328	0,29%
Vermentino	281	0,25%
Alicante Bouschet	279	0,25%
Damaschino	275	0,24%
Moscato Bianco	257	0,23%
Fiano	254	0,23%
Malvasia Bianca	230	0,20%
Petit Verdot	225	0,20%
Cabernet Franc	213	0,19%
Pinot nero	212	0,19%
Muller-Thurgau	176	0,16%
Carricante	146	0,13%
Ciliegiolo	121	0,11%
Barbera	100	0,09%
Malvasia di Lipari	99	0,09%
Altre	850	0,73%
Tot. Sicilia	112.734	100,00%

Provided by :

Ass.Reg. Risorse Agricole e Alimentari U.O. 30 –Interventi OCM vitivinicola

Main cultivar of wine grapes in Sicily in 2011 (hectares)



Provided : dati 2011 Ass.Reg. Risorse Agricole e Alimentari U.O. 30 –Interventi OCM vitivinicola

The Sicilian production divided per types:

**65-70% TABLE WINE AND MUST
(MM,MC,MCR)**

**25-30% IGT
(typical geographical indication)**

**4-4,5 % VQPRD (quality wines
produced in specific regions)**

N° ORGANISMI ASSOCIATIVI : about 80

WINE BOTTLED FARMS:

(Provided by Dr. D'Agostino IRVV inquiry 31/12/1010)

**about 848
of which 56 associations**

PACKAGING TOTAL WINE
(bottled, brik, bag-in –box,
demijohn)

about 1,52 millions of hectolitre
about 203 milion di bottled (0,75lt)

24,6% about productions

**N. FARMS PRODUCTION
> 1 MILLIONS OF BOTTLED**

33 farms

Average Production

1998- 2008

(Provided by: ISTAT)

: 9,3 millions per 100 Kg. of grape

**6,9 millions of hectolitres of wine
and must**

PRODUCTION of 2010

(Provided by: ISTAT)

**7.464.439 milions per 100 kg of
grapes**

**5.675.770 milions of hectolitres of
wine and must**

PRODUCTION of 2011

(Provided by: IRVV)

**5.590.922/5.990.27
quintal of grape**

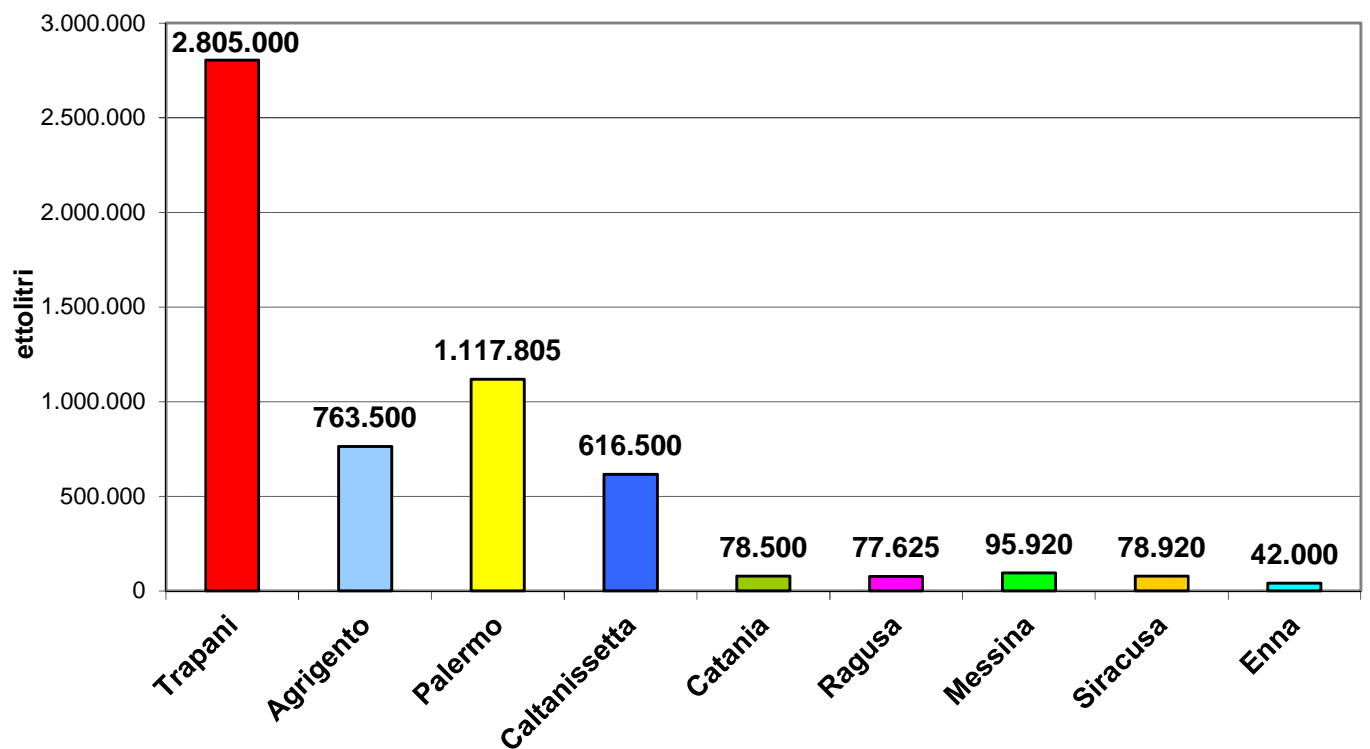
**4.081.373/4.372.900 hectolitres of
wine and must**

***Production of wine and must for provincia 2010
(hectolitres)***

	2010	quota
Trapani	2.805.000	49,42%
Agrigento	763.500	13,45%
Palermo	1.117.805	19,69%
Caltanissetta	616.500	10,86%
Catania	78.500	1,38%
Ragusa	77.625	1,37%
Messina	95.920	1,69%
Siracusa	78.920	1,39%
Enna	42.000	0,74%
Totale	5.675.770	100,00%

Fonte : dati ISTAT provvisori

***Production 2010 of wine and must per provincia
(hectolitres)***



Fonte : dati ISTAT provvisori

N° of Wine Route: 12

1. Wine route Marsala-Terre d'occidente (Sicilian west lands)
2. Wine Route Erice Doc
3. Wine route Alcamo Doc
4. Wine route Doc Monreale
5. Wine route Terre Sicane
6. Wine route dei Castelli Nisseni
7. Wine route of Cerasuolo di Vittoria: dal Barocco al Liberty
8. Wine route of Etna
9. Wine route of Val di Noto
10. Wine route of Val di Mazara
11. wine route of Messina province
12. Wine route on the truck of famous Sicilian prize "Targa Florio"

**N° VQPRD : 1 DOCG (controlled and warranted
designation of origin)
22 DOC (A.O.C.)(registered designation of
origin)**

1. Alcamo
2. Cerasuolo di Vittoria (DOCG)
3. Contea di Sclafani
4. Contessa Entellina
5. Delia Nivolelli
6. Eloro
7. Etna
8. Erice
9. Faro
10. Malvasia delle Lipari
11. Mamertino di Milazzo o Mamertino
12. Marsala
13. Menfi
14. Monreale
15. Moscato di Noto
16. Moscato di Pantelleria, Passito di Pantelleria, Pantelleria
17. Moscato di Siracusa
18. Riesi
19. Salaparuta
20. Sambuca di Sicilia
21. Santa Margherita Belice
22. Sclacina
23. Vittoria

Exported wine in 2010 (value): 92.346.000 Euro

(provided by ISTAT – temporary date)

Exported wine in 2011 (value): 96.679.000 Euro

(provided by ISTAT)

Exported wine in 2009 (quantity): 461.524 hectolitres

(Provided by Coreas- ISTAT)

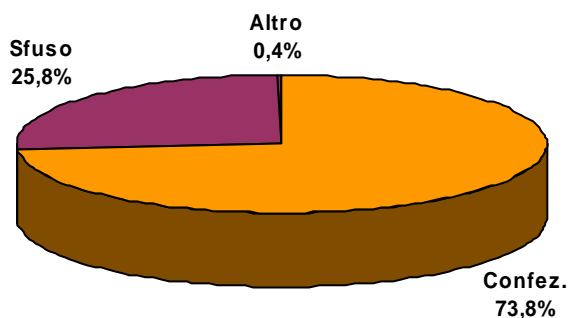
of which:

340.743 hl bottled (73,8%)

118.906 hl by measure (25,7%)

1.052,5 hl of sparkling wine (0,2%)

822,0 hl of must (0,1%)



Exported wine in 2009 (as value) : 84.937.000 €

(Provided by Coreas-Istat)

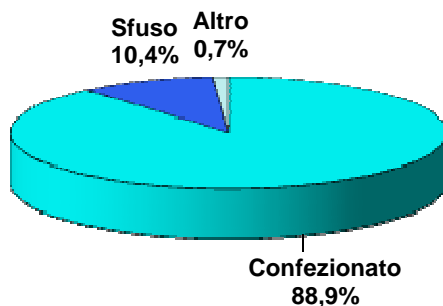
of which:

75.471.000 € for bottled wine (88,9%)

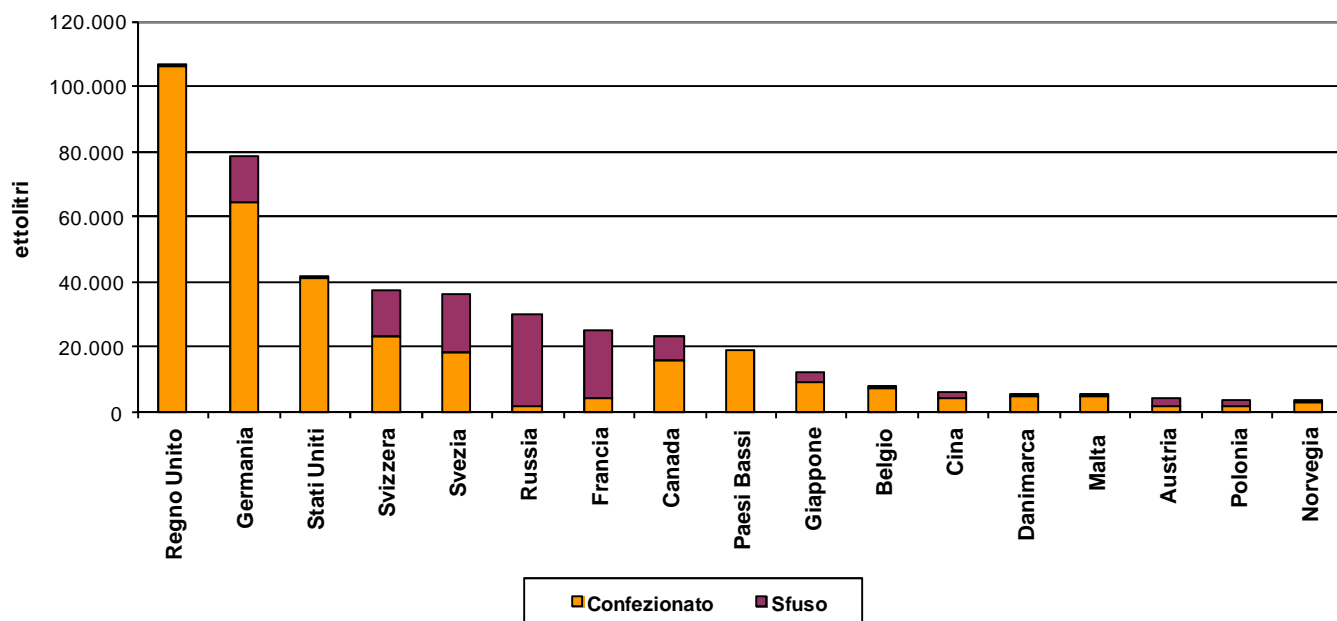
8.834.000 € for measure(10,4%)

420.080 € for sparkling wine (0,5%)

212.000 € for must (0,2%)

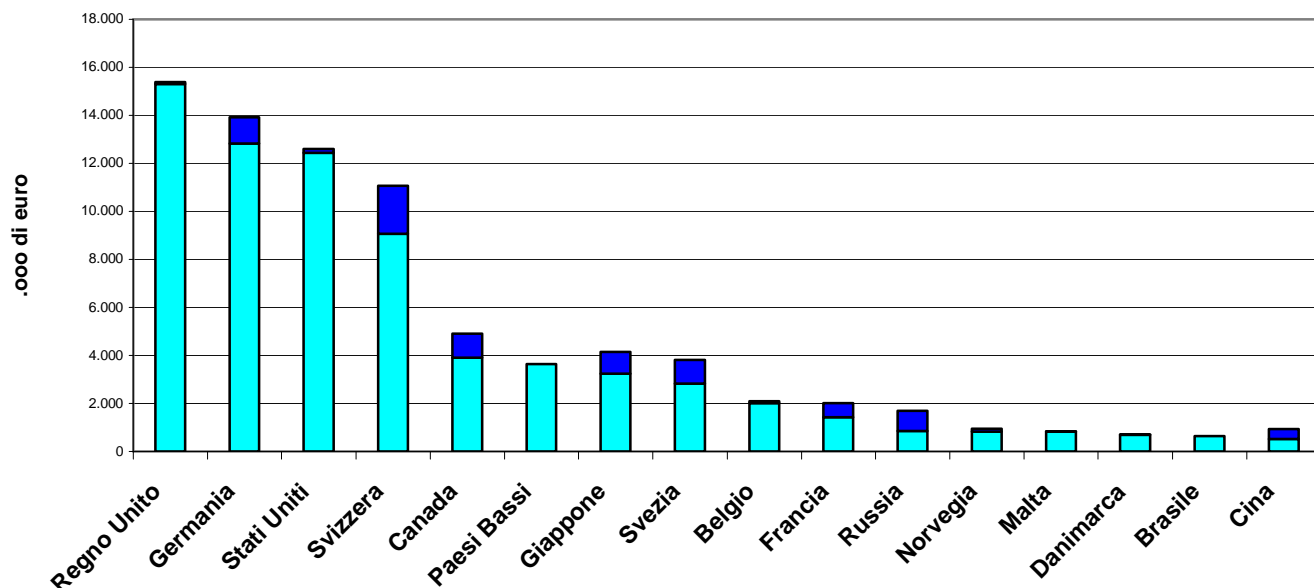


Exported amount of the Sicilian wine for each of the following countries in 2009



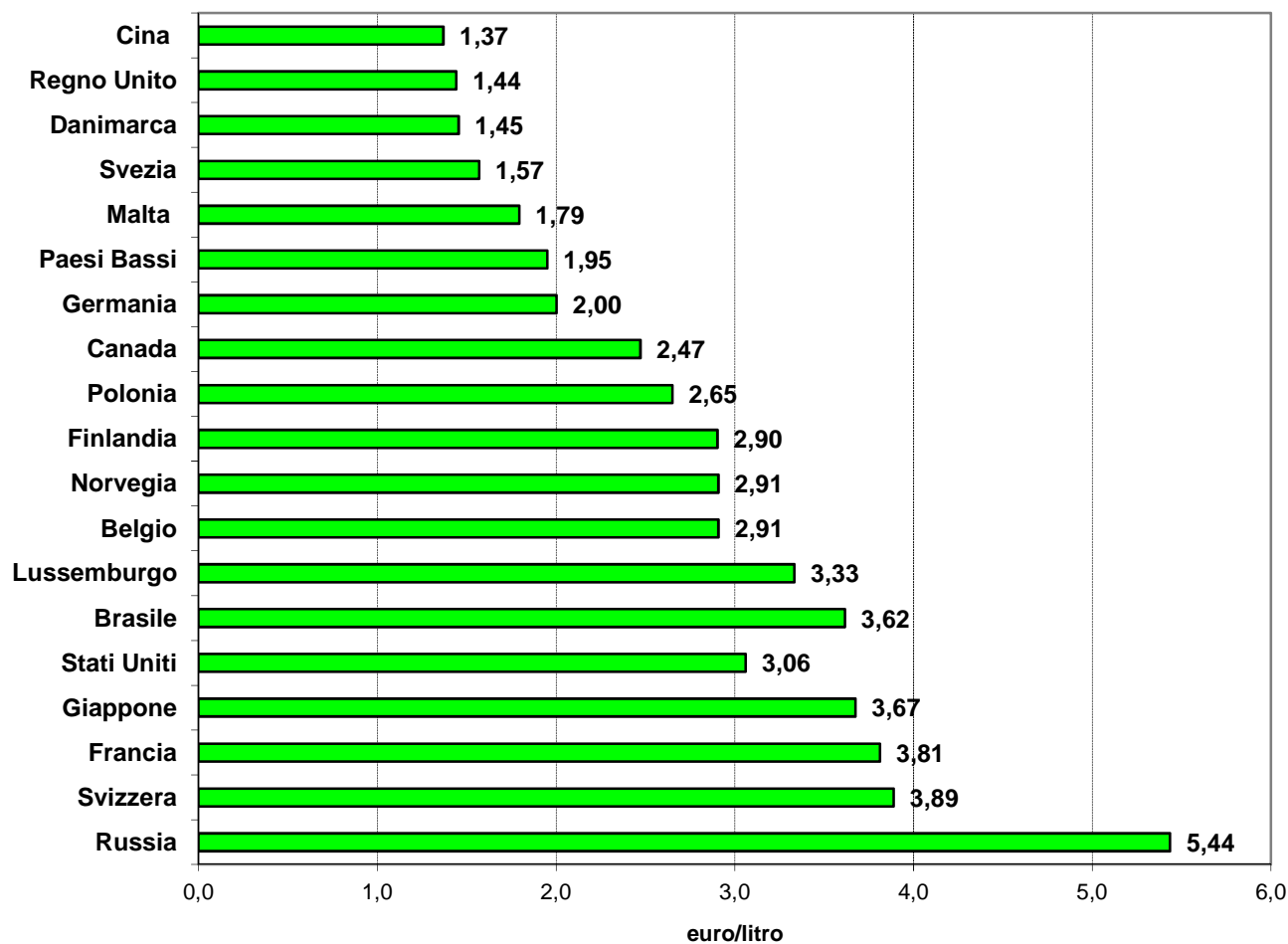
	Paese	Totale Vino (hl)	Confez.(hl)	Sfuso (hl)
1	Regno Unito	106.880	106.116	764
2	Germania	78.401	64.029	14.372
3	Stati Uniti	41.370	40.641	729
4	Svizzera	37.466	23.314	14.152
5	Svezia	36.084	17.975	18.109
6	Russia	30.141	1.573	28.568
7	Francia	24.717	3.736	20.981
8	Canada	23.224	15.812	7.412
9	Paesi Bassi	18.669	18.669	0
10	Giappone	11.836	8.811	3.025
11	Belgio	7.492	6.923	569
12	Cina	5.658	3.840	1.818
13	Danimarca	4.867	4.758	109
14	Malta	4.831	4.586	245
15	Austria	4.011	1.634	2.377
16	Polonia	3.303	1.792	1.511
17	Norvegia	3.261	2.858	403

Sicilian exported Wine value for each of the following countries in 2009



	Paese	Totale (.000)	Confez.(.000)	Sfuso (.000)
1	Regno Unito	15.381	15.306	75
2	Germania	13.915	12.823	1.092
3	Stati Uniti	12.605	12.440	165
4	Svizzera	11.067	9.067	2.000
5	Canada	4.906	3.908	998
6	Paesi Bassi	3.646	3.641	5
7	Giappone	4.148	3.238	910
8	Svezia	3.820	2.821	999
9	Belgio	2.089	2.014	75
10	Francia	2.008	1.424	584
11	Russia	1.695	855	840
12	Norvegia	950	831	119
13	Malta	845	823	22
14	Danimarca	705	692	13
15	Brasile	644	644	0
16	Cina	931	526	405

Average price of the Sicilian bottled wine in the following countries in 2009



Provided by IRVVV based on Coreras and Istat data

Dr.ssa Francesca Salvia
Osservatorio Vitivinicolo Regionale
Istituto Regionale della Vite e del Vino
Tel. + 39 091 6278257
e.mail: f.salvia@vitevino.it